

SysInfoTools

MailDir Converter

Table of Contents

1. SysInfotools MailDir Converter	2
2. Overview.....	2
3. Getting Started.....	3
Installation procedure	4
4. Order and Activation.....	4
How to Order	4
How to Activate.....	4
5. Using SysInfoTools MailDir Converter	5
Understanding the User Interface.....	6
Button Used.....	6
How to use MailDir Converter Tool	7
6. Uninstall the Software.....	13
7. Legal Notice	14
Copyright.....	14
Disclaimer	14
Trademarks	15
License Agreement.....	15
8. Technical Support	16
9. About SysInfoTools	16

1. SysInfotools MailDir Converter



2. Overview

SysInfo Maildir Converter is a migration tool to export linux based mail clients like Mutt, Dovecot, Maildropa files or folder into other different file formats like **PST, PDF, MBOX, EML and MSG**.

Key features of SysInfoTools MailDir Converter Tool are:

- Convert **Multiple Maildir/Maildir++** into **PST, PDF, EML, MBOX and MSG** .
- Support conversion of **Maildir sub-directories** like **cur, tmp, and new Offer Date Filter, Split PST Option and Remove Duplicate** Item Option Export Mail folders with email attachments.
- Supports Windows OS Version 10 / 8.1 / 8 / 7.

3. Getting Started

- [Installation Procedure](#)(See 3.1)
- [Order And Activation](#)(See 4.)

Installation procedure

To install **SysInfoTools MailDir Converter** Tool, follow the steps given below:

1. Download demo version of the software setup (executable file or .exe) from the page linked below:

<https://www.sysinfotools.com/maildir-converter.php>

2. Double-click the setup to install the software on your system.
3. Follow the steps on the setup wizard to install the software on your system.
4. After a successful completion, the setup wizard will pop-up the message of setup completion on your monitor screen.
5. Now click **Finish** to launch the software on your system.

Note: Microsoft Outlook must be installed on your system in order to use **SysInfoTools MailDir Converter Tool**.

4. Order and Activation

- [How to Order](#)(See 4.1)
- [How to Activate](#)(See 4.2)

How to Order

The software can be purchased by making online payments. Click on the link shown below to have a look at the pricing details and to place an order.

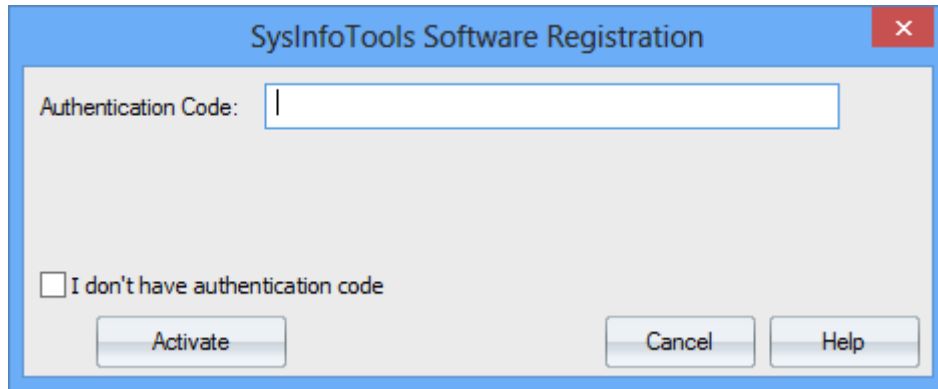
<https://www.sysinfotools.com/buynow/maildir-converter.php>

Once the payment is received, an order number is sent to you via e-mail.

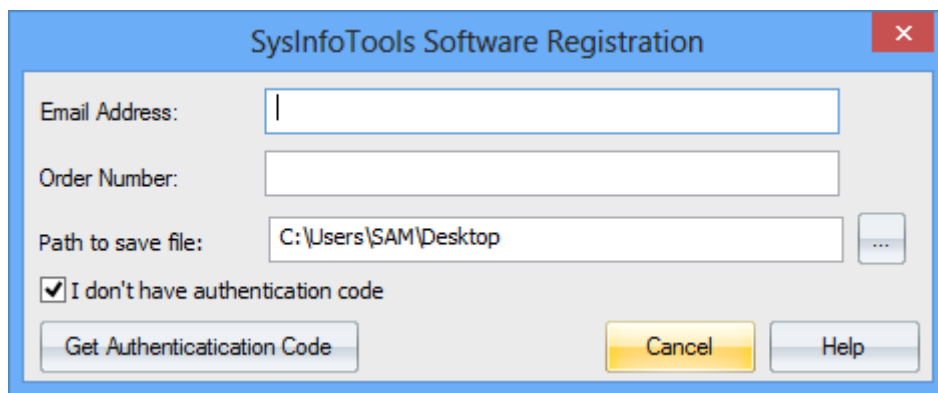
How to Activate

As you purchase the software, an Order Number is generated and provided to you. This order number has to be entered in the Registration window of the full version of MailDir Converter tool.

- Open **SysInfoTools MailDir Converter** software in your system, software registration dialog will pop-up on your screen to enter software authentication key.



- Click the "I don't have Authentication Code" check box, following fields will be displayed in the registration dialog:



Email Address: In this field, you need to enter your email address, which you have used to register **MailDir Converter** software.

Order Number: In this field, you need to enter the Order Number which has been provided to you at the time of purchasing the software.

Path to save the file: Select the path where you want to save the .info file which is generated after clicking on "Get Authentication Code", by default .info file will saved on desktop of your system.

Send this **.info file** generated by the software at sales@sysinfotools.com, after getting .info file sales department will send you software activation key within a couple of minutes.

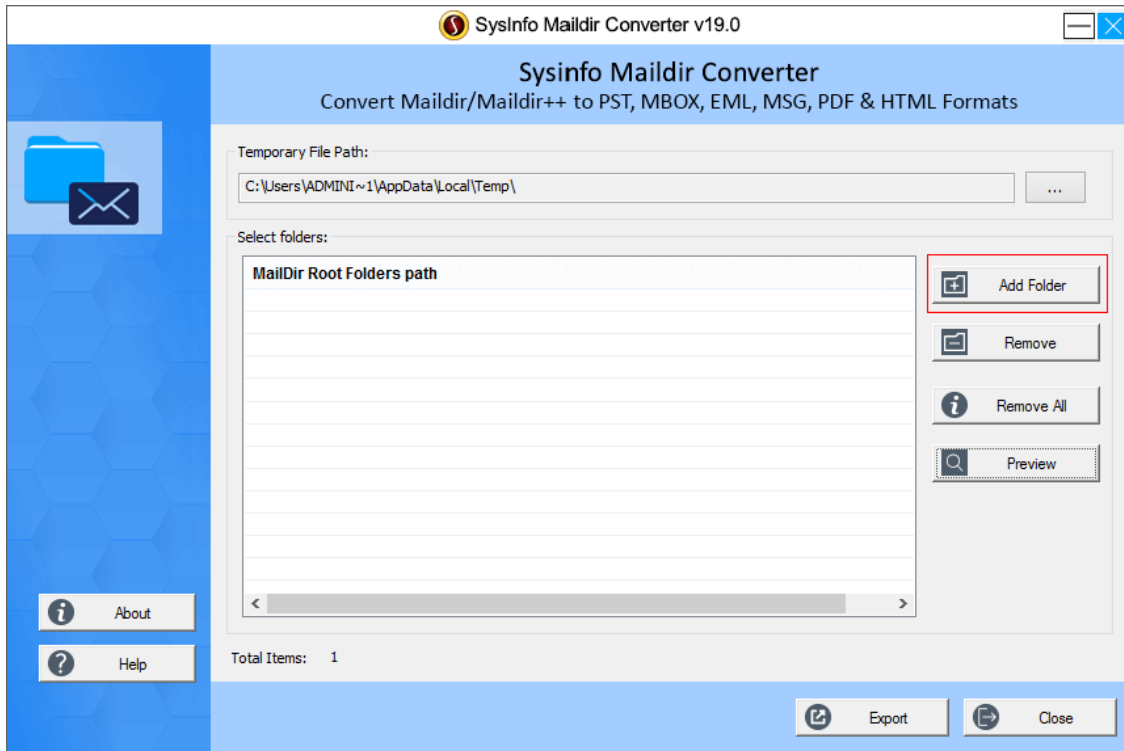
For any software related queries email at: support@sysinfotools.com

5. Using SysInfoTools MailDir Converter








- [Understanding the User Interface](#)(See 5.1)
- [Button Used](#)(See 5.2)
- [How to Use the PST Split software?](#)(See 5.3)

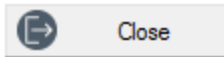
Understanding the UserInterface

SysInfoTools Maildir Converter has a user-friendly Interface. After launching the software, you will see the software windows as shown below



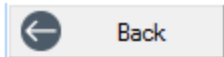
Button Used

Buttons	Button Name	Description
 Add Folder	Add folders:	Use this to add single Maildir folder.
 Remove	Remove:	Use this to remove selected Maildir folder.
 Remove All	Remove all:	Use this to remove all chosen folders.
 Preview	Preview:	Use this to if you want to view Maildir emails.
 About	About:	Use this to know about the Maildir converter software in details.
 Help	Help:	Use this to get help about the software.
 Export	Export:	Use this to export the Maildir folders.



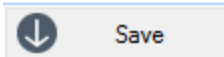
Close

Close: Use this to close the application.




Back

Back: Use this to go back to previous window.



Save

Save: Use this to save the Maildir folder into desired format.



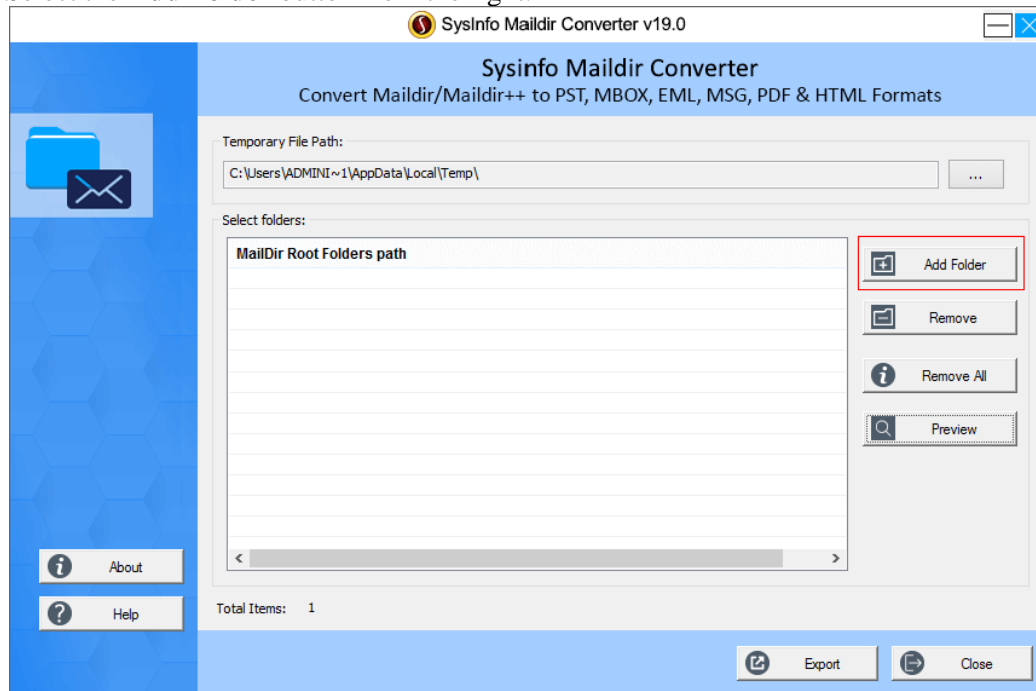
Stop

Stop: Use this to stop running process at any time.

How to use MailDir Converter Tool

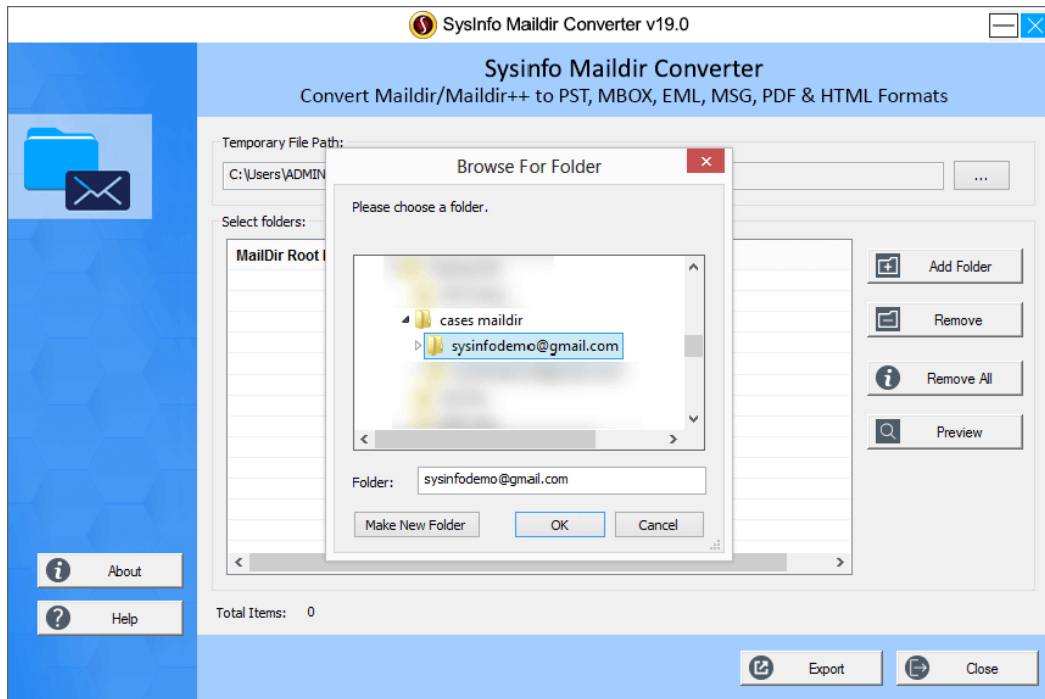
1. Add Folders

- Select the **Add Folder** button from the right.



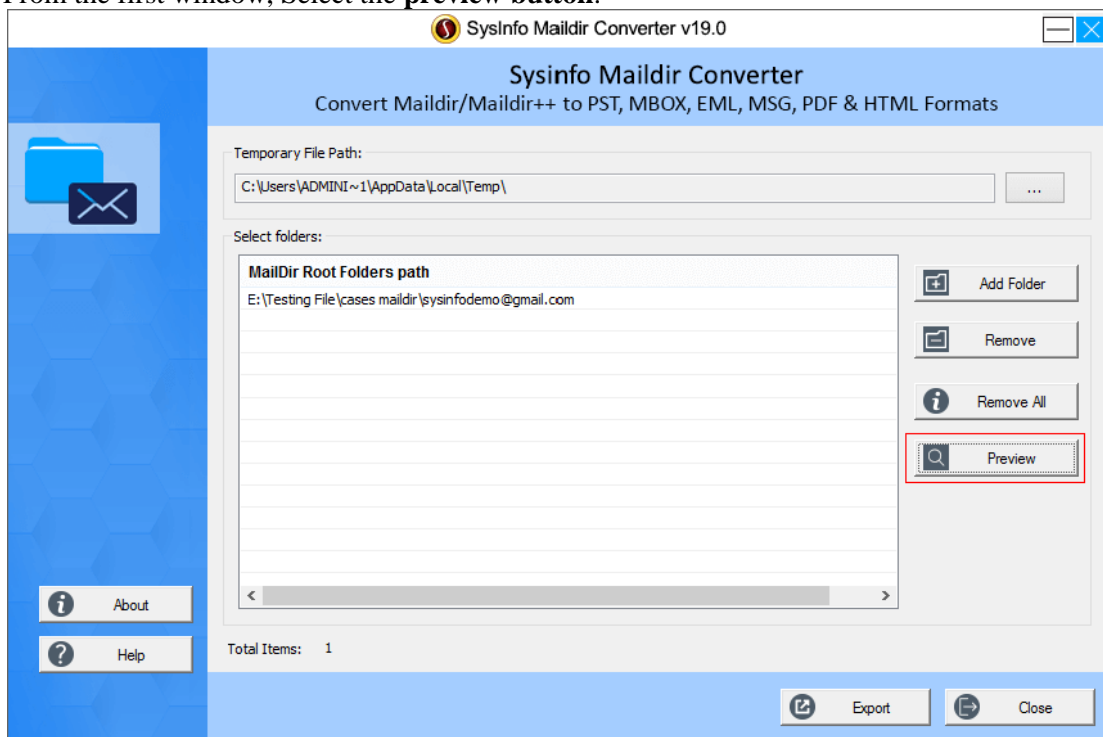
- Choose the **Maildir folder** from the system.
- Click **OK** after the folder is successfully added.

SysInfoTools MailDir Converter



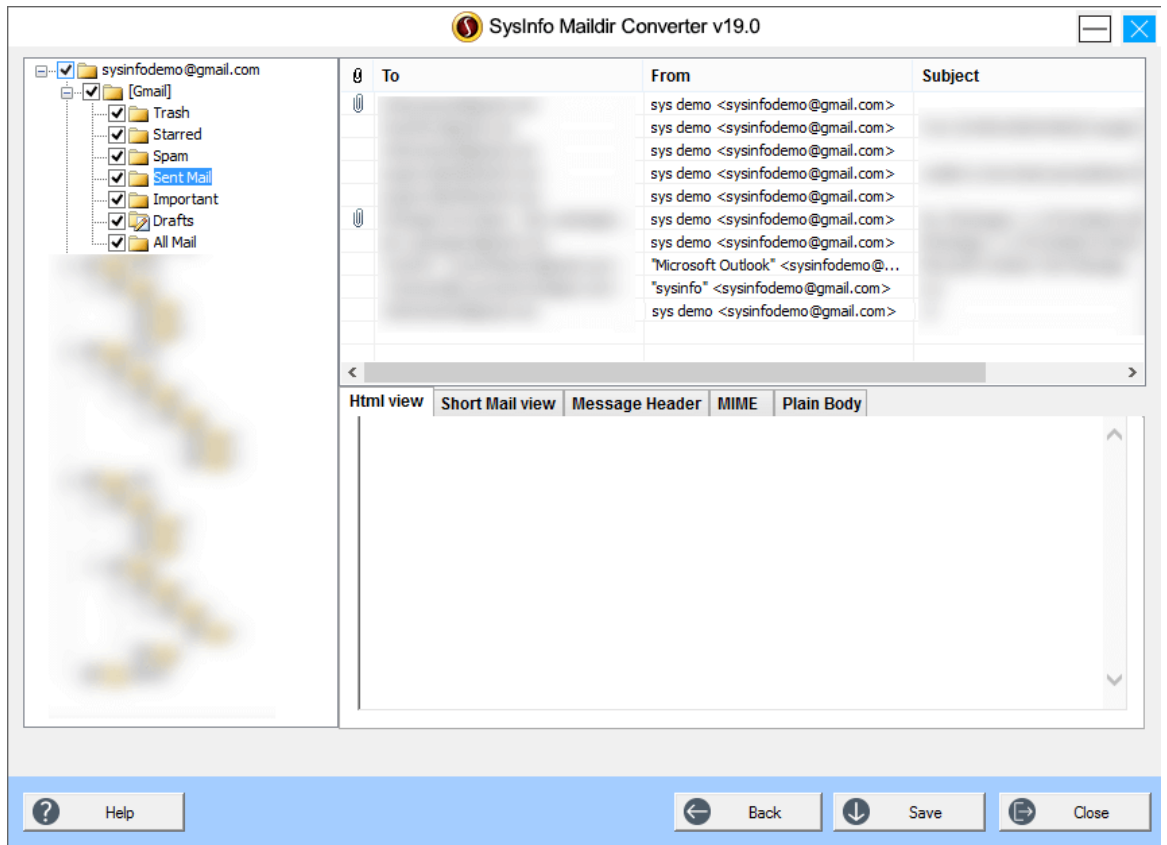
2. Preview Maildir emails

- From the first window, Select the **preview button**.



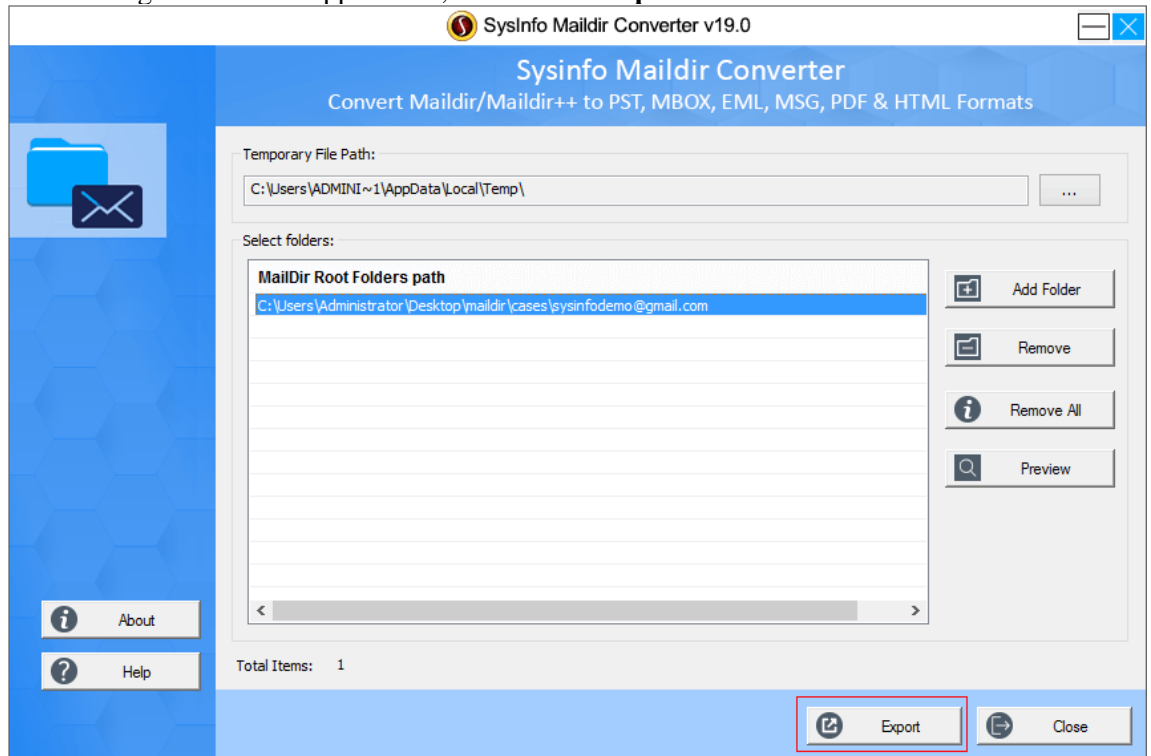
- Select the **email folder** to view mails within.
- Now choose any emails to view the messages and attachments.

SysInfoTools MailDir Converter



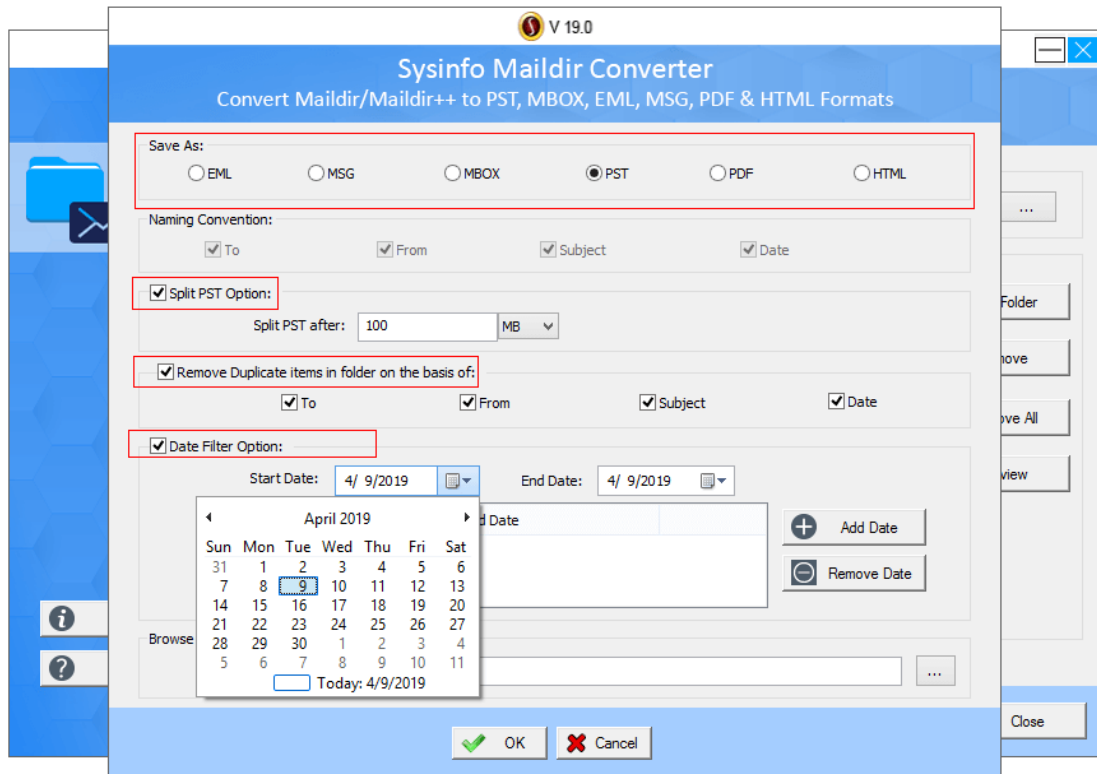
3. Export Maildir folder

- After adding folder in the application, Click on the **export button**.



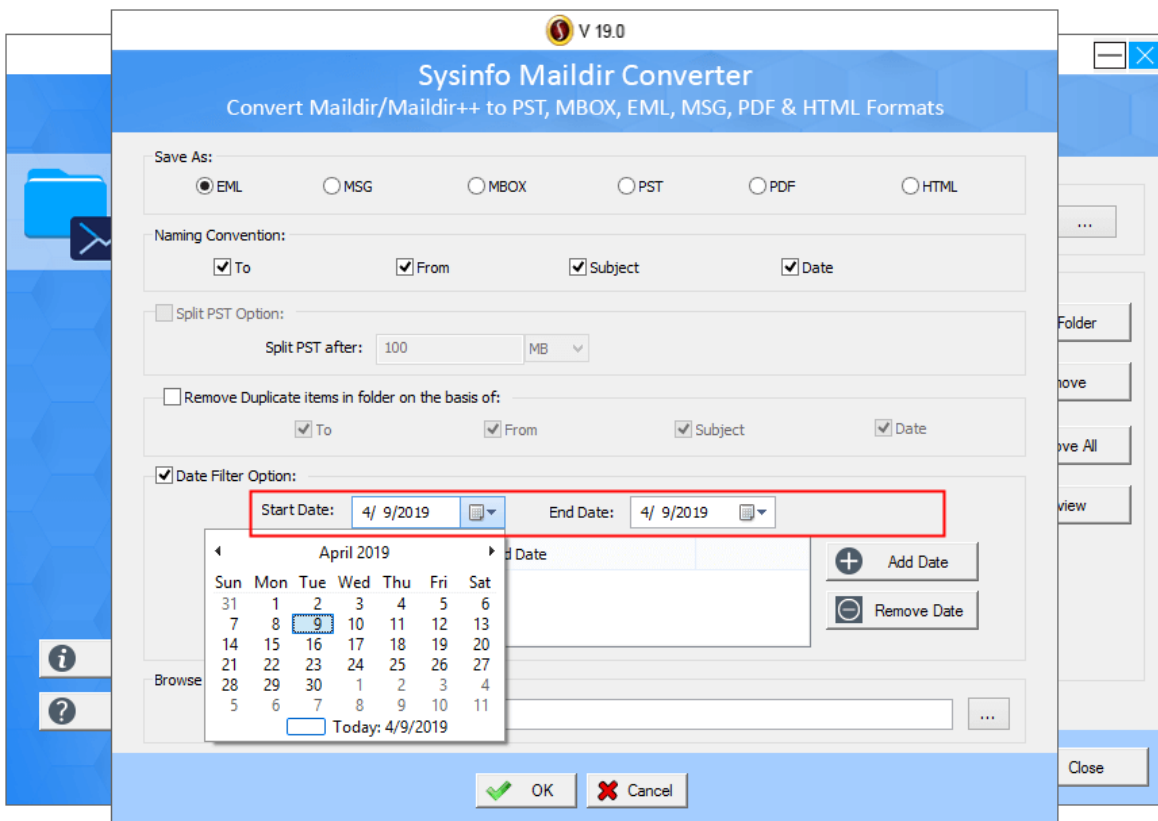
- Now, choose the file format into which you want to export Maildir.
- If you need to export maildir into PST.
- You can choose to **split PST file**.
- **Remove Duplicate content**.
- **Filter PST** emails according to **dates**.

SysInfoTools MailDir Converter



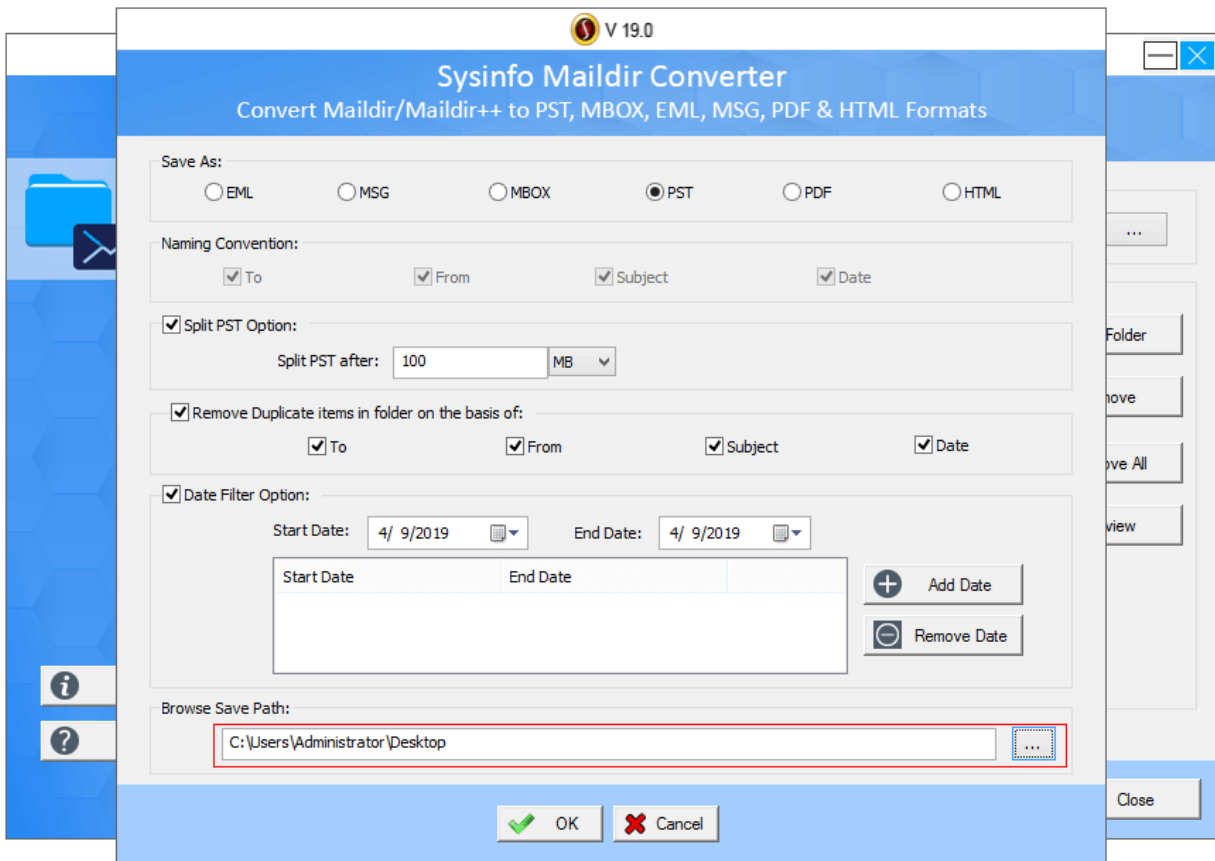
- In case you need to change to formats like EML, MBOX, PDF or HTML, choose the options according to your choice.

4. Filter dates option



- Choose **start** and **end** dates.
- Click on the **Add** button to add date in the area.
- Repeat the process to add another date range.

5. Choose Save Path



- Select the **browse button** to go to the system directory.
- Choose the folder where you want to save the exported file.
- Click on open button to confirm the save path.

6. Uninstall the Software

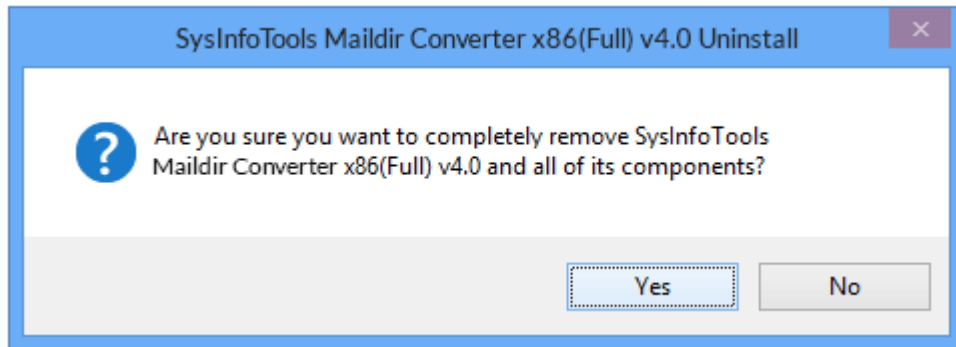
To uninstall the software from your system, you can use any of the two methods described below:

1. Uninstall from **ControlPanel**
2. Uninstall from **Windows Start menu**

Uninstall from Control Panel:

To uninstall **SysInfoTools MailDir Converter** tool from Control Panel, follow the steps shown below:

- Click the **Start Menu > Control Panel** and then double click the **Add or Remove Programs** icon.
- Select **SysInfoTools MailDir Converter** and click **Remove**.
- A warning message before un-installing the software will be displayed on the screen.

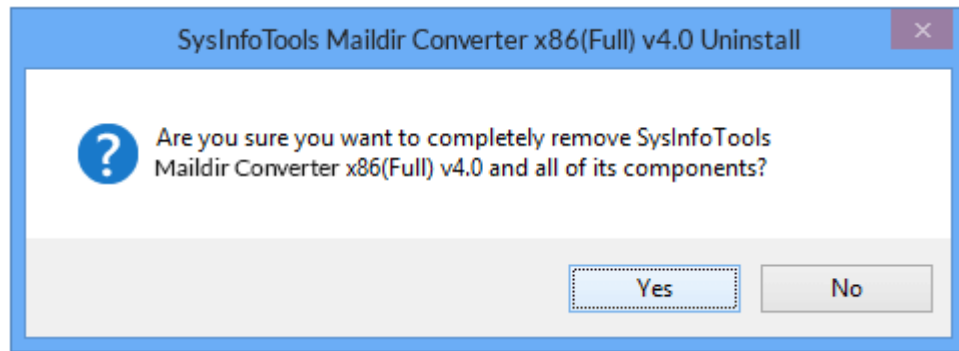


- Click 'Yes' to uninstall the software completely from your system.

Uninstall from Windows Start menu:

To uninstall **SysInfoTools MailDir Converter** file from Windows Start menu, follow the steps shown below:

- Click the **Start** button from the Windows menu.
- Click **All Programs > SysInfoTools MailDir Converter > Uninstall SysInfoTools MailDir Converter**.
- A warning message before un-installing will be displayed on the screen.



- Click 'Yes' to uninstall the software completely from your system.

7. Legal Notice

[Copyright](#)(See 7.1)

- [Disclaimer](#)(See 7.2)
- [Trademarks](#)(See 7.3)
- [License Agreement](#)(See 7.4)

Copyright

SysInfoTools MailDir Converter software, accompanied user manual and documentation are copyright of SysInfoTools Data Recovery, with all rights reserved. Under the copyright laws, this user manual cannot be reproduced in any form without the Prior written permission of SysInfoTools. No Patent Liability is assumed, however, with respect to the use of the Information contained herein.

Disclaimer

The Information contained in this manual, including but not limited to any product specifications, is subject to change without notice. SysInfoTools Data Recovery Provides no warranty with regard to this manual or any other information contained herein and here by expressly disclaims any implied warranties of merchantability or fitness for any particular purpose with regard to any of the foregoing SysInfoTools Data Recovery assumes no liability for any damages incurred directly or indirectly from any technical or typographical errors or omissions contained herein or for discrepancies between the product

and the manual. In no event shall SysInfoTools Data Recovery, be liable for any incidental, consequential special, or exemplary damages, whether based on tort, contract or otherwise, arising out of or in connection with this manual or any other information contained herein or the use there of.

Trademarks

SysInfoTools MailDir Converter Tool is a registered trademark of SysInfoTools Data Recovery.

Windows 2000, 2003, XP and Windows Vista are registered trademarks of Microsoft Corporation.

All other brands and product names are trademarks or registered trademarks of their respective companies.

License Agreement

SysInfoTools MailDir Converter Copyright by SysInfoTools Data Recovery.

[Your Agreement to this License](#)

You should carefully read the following terms and conditions before using, installing or distributing this software, unless you have a different license agreement signed by SysInfoTools Data Recovery.

If you do not agree to all of the terms and conditions of this License, then: do not copy, install, distribute or use any copy of SysInfoTools MailDir Converter with which this License is included, you may return the complete package unused without requesting an activation key, within 30 days after purchase, for a full refund of your payment.

The terms and conditions of this License describe the permitted use and users of each Licensed Copy of SysInfoTools MailDir Converter. For purposes of this License, if you have a valid single-copy license, you have the right to use a single Licensed Copy of SysInfoTools MailDir Converter; if you or your organization has a valid multi-user license, then you or your organization have/has the right to use up to a number of Licensed Copies of SysInfoTools MailDir Converter equal to the number of copies indicated in the documents issued by SysInfoTools when granting the license.

[Scope of the License](#)

Each Licensed Copy of SysInfoTools MailDir Converter may either be used by a single person or used non-simultaneously by multiple people who use the software personally installed on a single workstation. This is not a concurrent user license. All rights of any kind in SysInfoTools MailDir Converter, which are not expressly granted in this License, are entirely and exclusively reserved to and by SysInfoTools. You may not rent, lease, modify, translate, reverse engineer, decompile, disassemble, or create derivative works based on, SysInfoTools MailDir Converter, nor permit anyone else to do so. You may not make access to SysInfoTools MailDir Converter available to others in connection with a service bureau, application service provider, or similar business, nor permit anyone else to do so.

Warranty Disclaimers and Liability Limitations

SysInfoTools MailDir Converter, and any and all accompanying software, data and materials, are distributed and provided AS-IT-IS and with no warranties of any kind, whether expressed or implied. In particular, there is no warranty for the quality of data recovered. You acknowledge that good data processing procedure dictates that any program, including SysInfoTools MailDir Converter, must be thoroughly tested with non-critical data before there is any reliance on it, and you hereby assume the entire risk of all use of the copies of SysInfoTools MailDir Converter covered by this License. This disclaimer of warranty constitutes an essential part of this License.

In addition, in no event does SysInfoTools authorize you or anyone else to use SysInfoTools MailDir Converter in applications or systems where SysInfoTools MailDir Converter failure to perform can reasonably be expected to result in a significant physical injury, or in loss of life. Any such use is entirely at your own risk, and you agree to hold SysInfoTools harmless from all claims or losses relating to such unauthorized use. You agree to hold SysInfoTools Data Recovery harmless from any and all claims or losses relating to such unauthorized use.

8. Technical Support

We provide 24/7 online support to solve customer's queries. We have highly skilled and expert support team, who makes use of modernized communication devices, thereby achieving maximum efficiency and an exceptional response time.

9. About SysInfoTools

Since several years, SysInfoTools has evolved as one of the trusted names in the field of Data Recovery of the different types of files. The main aim of our organization is to provide the best possible solution to our customers so that our customers can recover their data and relief them from the frustration of data loss. We aim at providing values to our customers and try to satisfy them in every possible way. Customer satisfaction is prime reward for our organization.

SysInfoTools provides a wide range of software for different types of corrupt files recovery and repair for corrupt zip files, MS BKF files, Open Office files (Base files, Impress files, Draw files, Calc files, Math files and Writer files), MS Office 2007 files (MS Word files, MS PowerPoint files and MS Excel files). SysInfoTools also provides software for corrupt PST files of MS Outlook and DBX files of Outlook Express. In addition, we have more recovery software which are available for crashed hard disk recovery and repair like software for FAT recovery and NTFS recovery. In future, we are going to expand our operations to offer more software for different types of corrupt files, Database, Email migration, Desktop utilities, Network management and many more which will help our customers to recover their valuable data.

The hard drives data recovery software provided by our organization ensures safe and accurate data recovery from the hard drive. It does not modify the existing content of the hard drive and make the fresh copy of the recovered data. Hard drives data recovery software are useful in situation when there is an accidental deletion of files, which are deleted due to virus attacks, disk formatting and software malfunctioning.

SysInfoTools MailDir Converter

You can buy our products directly from SysInfoTools website. We provide software both by online mode and via shipment. The shipment is made within the committed time frame and at reasonable rates. We provide 24x7 customer support, our dedicated support team assists our customer by providing them information before and after the purchase of our product. We also provide the live working videos and free demo of our products at our SysInfoTools site so that the customer can see and analyze the software before purchasing it.

Visit SysInfoTools site at: www.sysinfotools.com